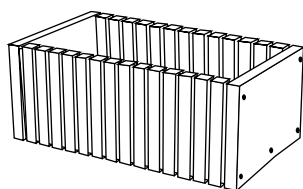
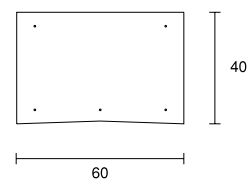
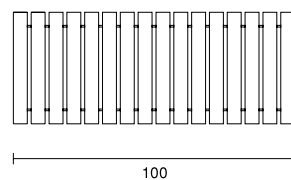




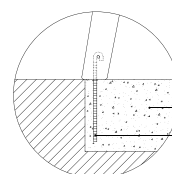
MASTERLAYER



ref. **503**
FLOREIRA . *PLANTER* . 120Kg.
(betão reforçado com fibra
glass fibre reinforced concrete)



FIXAÇÃO TIPO 1 . *FIXING TYPE 1*



maciço em cimento | *concrete*
varão rosado | *steel bar*