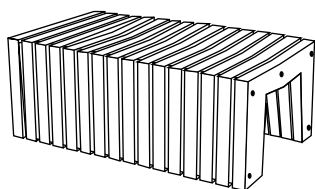
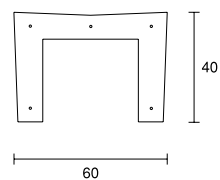
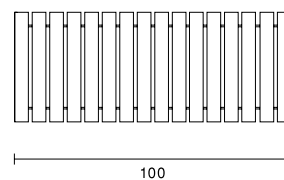


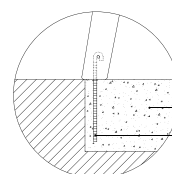
MASTERLAYER



ref. **502**
BANCO . BENCH . 120Kg.
(betão reforçado com fibra
glass fibre reinforced concrete)



FIXAÇÃO TIPO 1 . FIXING TYPE 1



maciço em cimento | concrete
varão roscado | steel bar