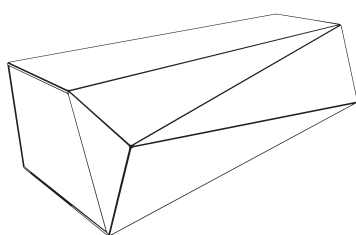
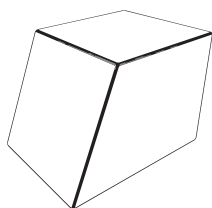
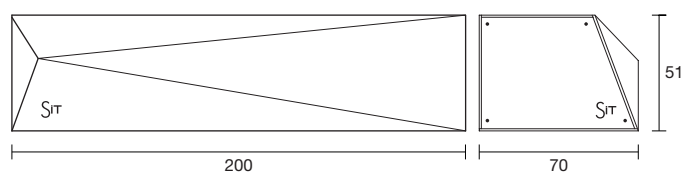


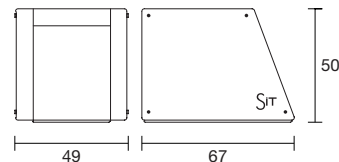
EDGE
COLLECTION by Atto



ref. **590**
BANCO . BENCH . 900Kg.
(betão
concrete)



ref. **591**
BANCO INDIVIDUAL
INDIVIDUAL BENCH . 250Kg.
(betão
concrete)



SIT

ASSENTA PELO SEU PRÓPRIO PESO
SIT BY ITS OWN WEIGHT