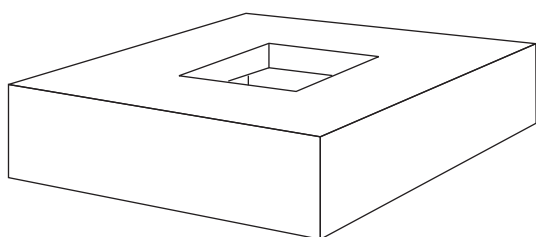


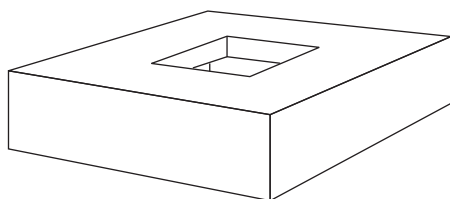
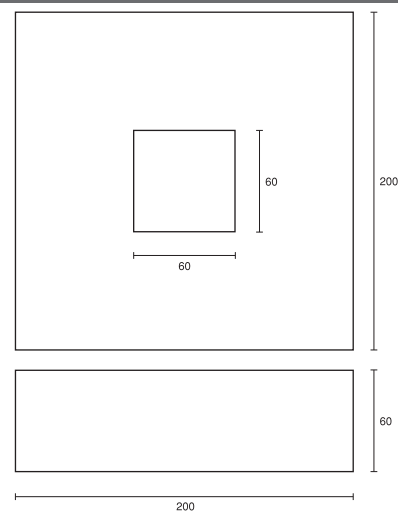


BASIC COLLECTION

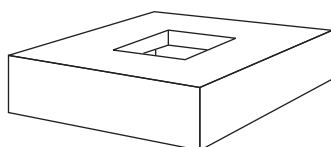
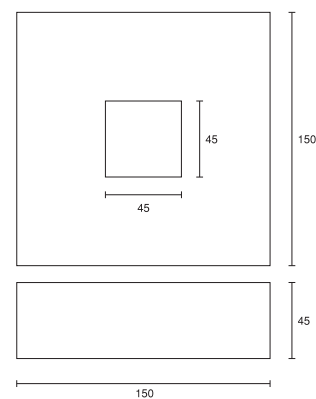
SQUARE



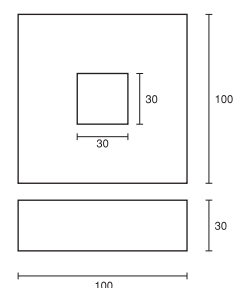
ref. **217 - SQUARE**
FLOREIRA . *PLANTER* . 220Kg.
(betão reforçado com fibra
fibre reinforced concrete)



ref. **216 - SQUARE**
FLOREIRA . *PLANTER* . 120Kg.
(betão reforçado com fibra
fibre reinforced concrete)



ref. **215 - SQUARE**
FLOREIRA . *PLANTER* . 55Kg.
(betão reforçado com fibra
fibre reinforced concrete)



FIXAÇÃO TIPO 2 . *FIXING TYPE 2*

