
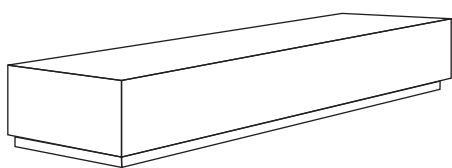

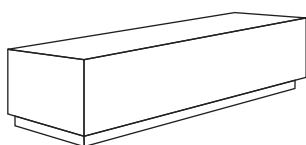


## BASIC COLLECTION

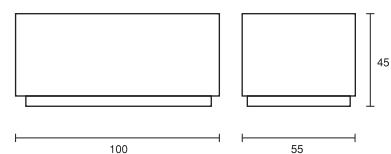
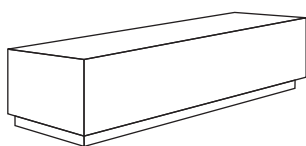
## BOX



**ref. 111 - BOX**  
BANCO . BENCH . 960Kg.  
(betão  
concrete)



**ref. 102 - BOX**  
BANCO . BENCH . 650Kg.  
(betão  
concrete)



**ref. 112 - BOX**  
BANCO . BENCH . 290Kg.  
(betão  
concrete)

### FIXAÇÃO TIPO 6 . FIXING TYPE 6

assenta pelo seu próprio peso  
fixed by its own weight