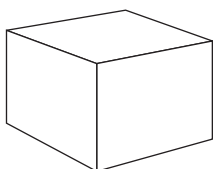
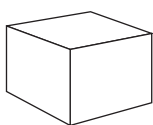
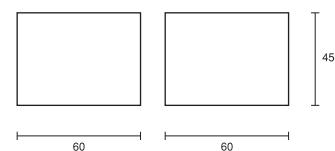


BASIC COLLECTION

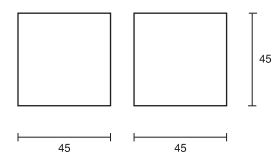
CUBO



ref. **109 - CUBO**
BANCO INDIVIDUAL . INDIVIDUAL *BENCH* . 190Kg.
(betão
concrete)



ref. **110 - CUBO**
BANCO INDIVIDUAL . INDIVIDUAL *BENCH* . 105Kg.
(betão
concrete)



FIXAÇÃO TIPO 6 . *FIXING TYPE 6*

assenta pelo seu próprio peso
fixed by its own weight