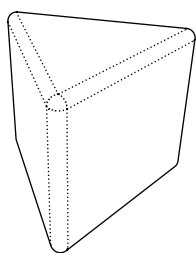




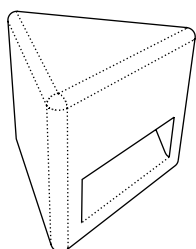
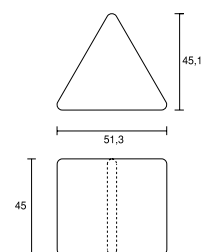
VIDA



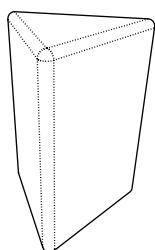
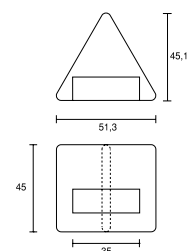
VIDA



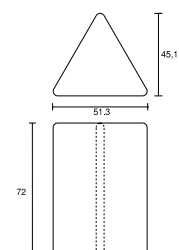
ref. 570
BANCO INDIVIDUAL . *INDIVIDUAL STOOL* . 45Kg.
(betão reforçado com fibra
glass fibre reinforced concrete)



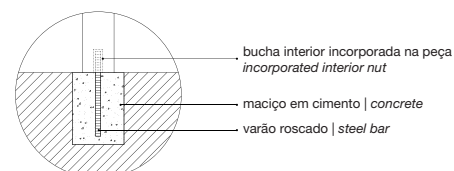
ref. 570.L
BANCO INDIVIDUAL C/ ILUMINAÇÃO . *STOOL WITH LIGHT* . 45Kg.
(betão reforçado com fibra
glass fibre reinforced concrete)



ref. 572
MESA . *TABLE* . 70Kg.
(betão reforçado com fibra
glass fibre reinforced concrete)

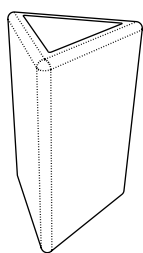


FIXAÇÃO TIPO 2 . *FIXING TYPE 2*

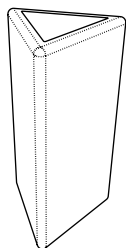
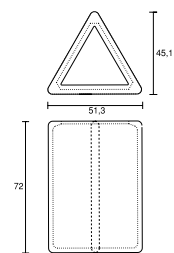




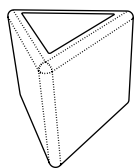
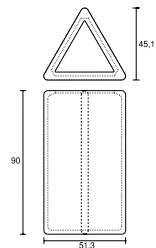
VIDA



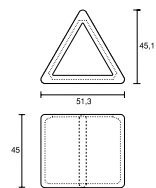
ref. **573**
FLOREIRA (720) . *PLANTER* (720) . 70Kg.
(betão reforçado com fibra
glass fibre reinforced concrete)



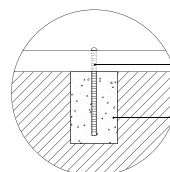
ref. **574**
FLOREIRA (900) . *PLANTER* (900) . 90Kg.
(betão reforçado com fibra
glass fibre reinforced concrete)



ref. **571**
FLOREIRA . *PLANTER* . 45Kg.
(betão reforçado com fibra
glass fibre reinforced concrete)



FIXAÇÃO TIPO 3 . *FIXING TYPE 3*

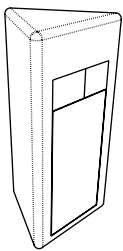


parafuso em inox | *stainless steel screw*

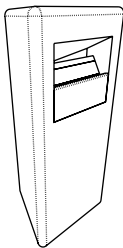
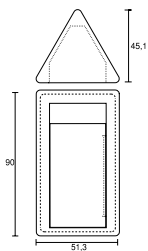
maciço em cimento | *concrete*



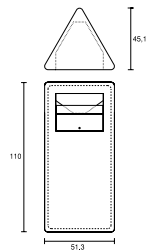
VIDA



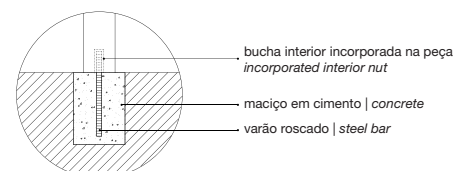
ref. **575**
PAPELEIRA . *BIN* . 90Kg.
(betão reforçado com fibra
glass fibre reinforced concrete)



ref. **577**
CINZEIRO (1100) . *ASHTRAY (1100)* . 90Kg.
(betão reforçado com fibra
glass fibre reinforced concrete)



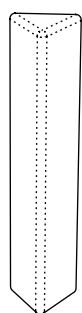
FIXAÇÃO TIPO 2 . *FIXING TYPE 2*



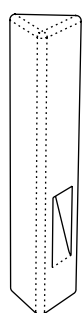
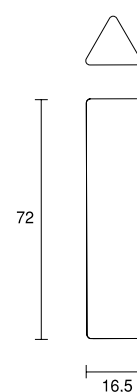
SiT



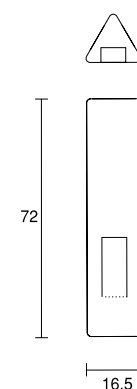
VIDA



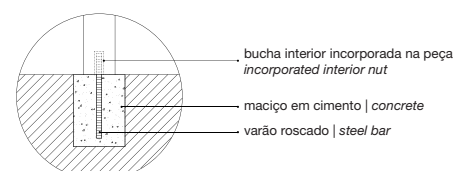
ref. **576**
DISSUASOR (1100) . *BOLLARD (1100)* . 30Kg.
(betão
concrete)



ref. **576.L**
DISSUASOR C/ ILUMINAÇÃO . *BOLLARD WITH LIGHT* . 30Kg.
(betão
concrete)



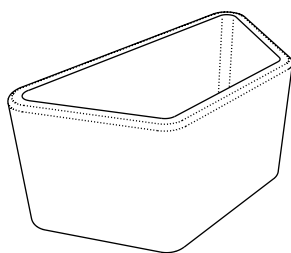
FIXAÇÃO TIPO 2 . *FIXING TYPE 2*



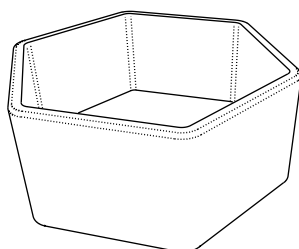
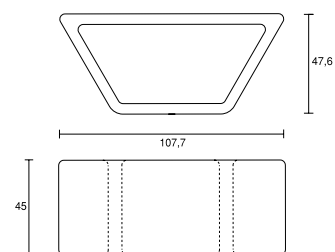
Sit



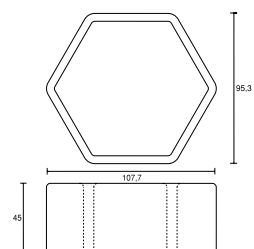
VIDA



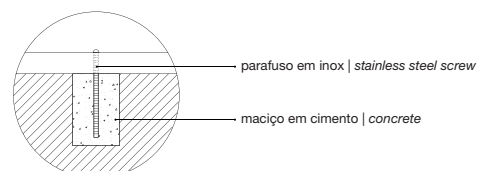
ref. **578**
FLOREIRA WEDGE . *PLANTER WEDGE* . 150Kg.
(betão
concrete)



ref. **579**
FLOREIRA HEXAGON . *PLANTER HEXAGON* . 250Kg.
(betão
concrete)



FIXAÇÃO TIPO 3 . *FIXING TYPE 3*


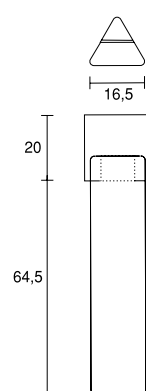




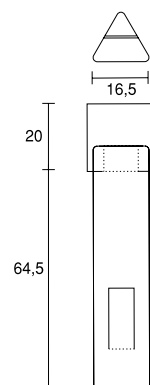
VIDA



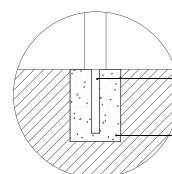
ref. **580**
SINAL . *SIGNAL* . 30Kg.
(betão
concrete)



ref. **580.L**
SINAL C/ ILUMINAÇÃO . *LIGHT SIGN* . 30Kg.
(betão
concrete)



FIXAÇÃO TIPO 4 . *FIXING TYPE 4*



a peça é embutida no solo
ground incorporated

maciço em cimento | *concrete*

SIT