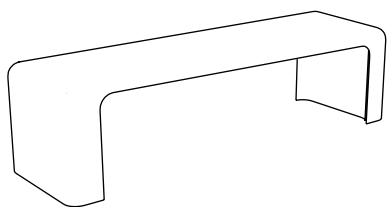




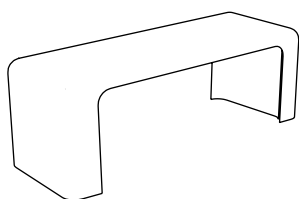
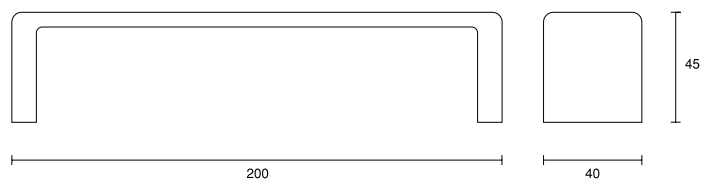
softshapes



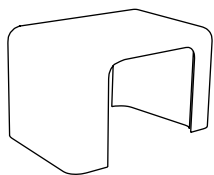
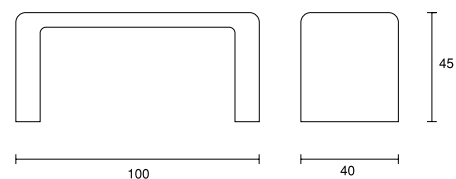
softshapes



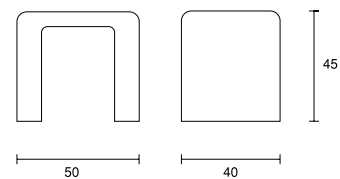
ref. **520**
BANCO . BENCH . 100Kg.
(betão reforçado com fibra
glass fibre reinforced concrete)



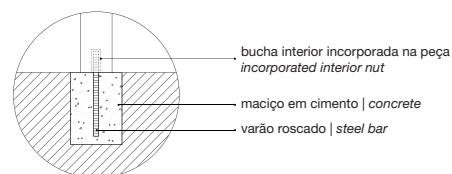
ref. **521**
BANCO . BENCH . 85Kg.
(betão reforçado com fibra
glass fibre reinforced concrete)



ref. **522**
BANCO . BENCH . 60Kg.
(betão reforçado com fibra
glass fibre reinforced concrete)



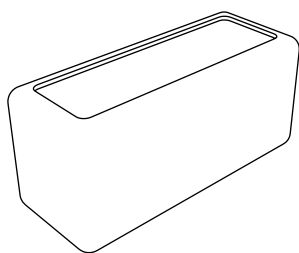
FIXAÇÃO TIPO 2 . FIXING TYPE 2



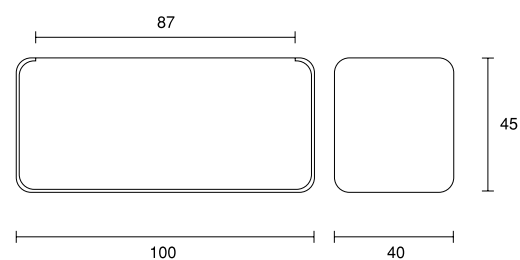
SiT



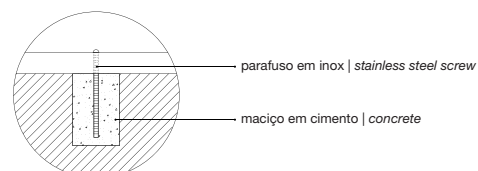
softshapes



ref. **523**
FLOREIRA . *PLANTER* . 65Kg.
(betão reforçado com fibra
glass fibre reinforced concrete)




FIXAÇÃO TIPO 3 . *FIXING TYPE 3*



SiT



softshapes



ref. 524.NX316

PAPELEIRA . LITTER BIN . 65Kg.

(betão reforçado com fibra + inox 316

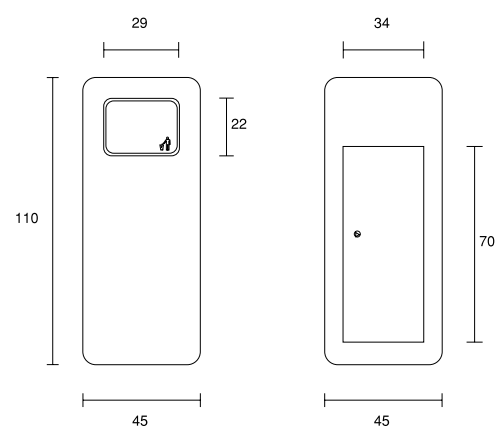
glass fibre reinforced concrete + 316 stainless steel)

ref. 524.NX304

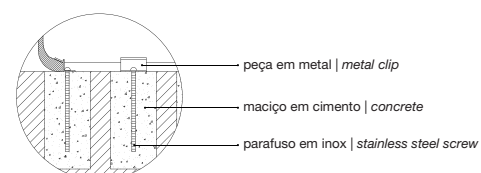
PAPELEIRA . LITTER BIN . 65Kg.

(betão reforçado com fibra + inox 304

glass fibre reinforced concrete + 304 stainless steel)



FIXAÇÃO TIPO 5 . FIXING TYPE 5



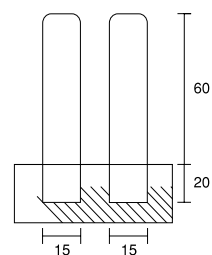
SiT

para mais informações consulte www.siturban.com e faça o download da ficha técnica | for more informations please consult www.siturban.com and download the factsheet

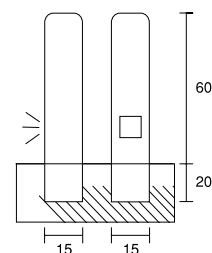
softshapes



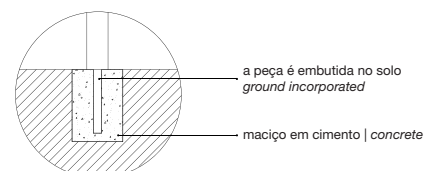
ref. 525
DISSUASOR . *BOLLARD* . 15Kg.
(betão reforçado com fibra
glass fibre reinforced concrete)



ref. 525.L
DISSUASOR C/ ILUMINAÇÃO . *BOLLARD WITH LIGHT* . 15Kg.
Iluminação: 1W potência . *Lighting: 1W power*
(betão reforçado com fibra
glass fibre reinforced concrete)



FIXAÇÃO TIPO 4 . *FIXING TYPE 4*



SiT