

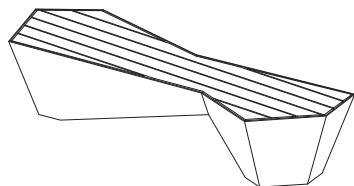


SKEW

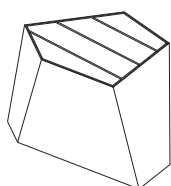
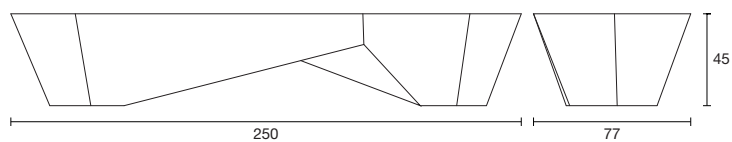
by Fábio Sousa



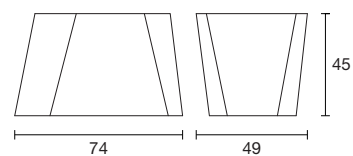
SKEW by Fábio Sousa



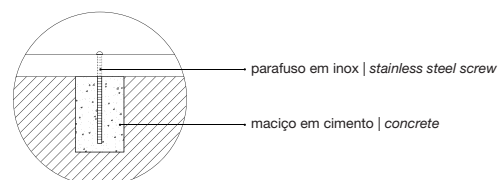
ref. **610**
BANCO
BENCH
BANC . 92Kg.
(ferro + madeira
iron + wood
fer + bois)



ref. **611**
BANCO INDIVIDUAL
INDIVIDUAL BENCH
BANC INDIVIDUEL . 36Kg.
(ferro + madeira
iron + wood
fer + bois)



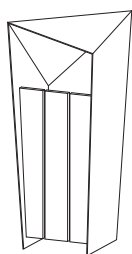
FIXAÇÃO TIPO 3 . FIXING TYPE 3



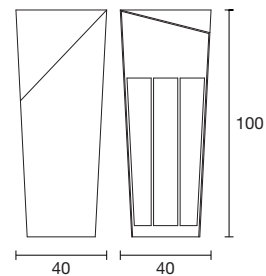


SKEW

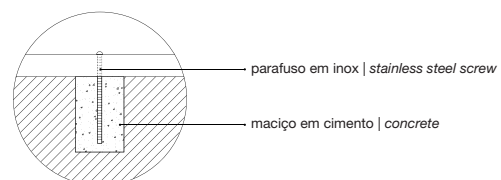
by Fábio Sousa



ref. **612**
 PAPELEIRA
 LITTER BIN
 CORBEILLE . 52Kg.
 (ferro + madeira
 iron + wood
 fer + bois)

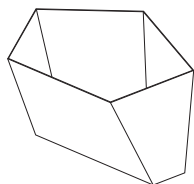


FIXAÇÃO TIPO 3 . FIXING TYPE 3

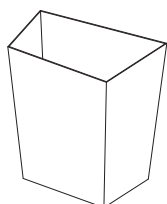
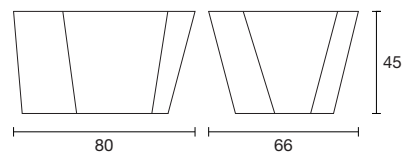




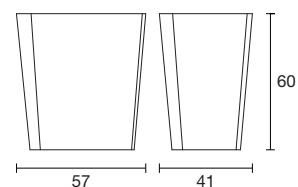
SKEW by Fábio Sousa



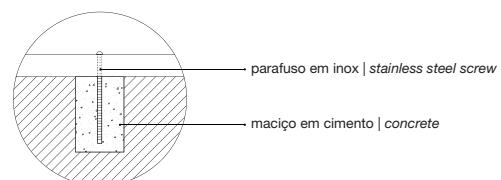
ref. 613
FLOREIRA
PLANTER
BAC À FLEURS . 48Kg.
(ferro . iron . fer)



ref. 614
FLOREIRA
PLANTER
BAC À FLEURS . 39Kg.
(ferro . iron . fer)



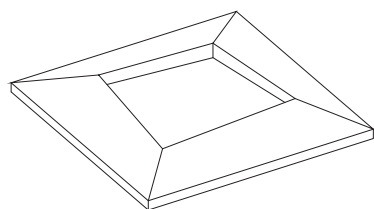
FIXAÇÃO TIPO 3 . FIXING TYPE 3





SKEW

by Fábio Sousa



ref. **615**
 CALDEIRA
 TREE SURROUNDS
 GRILLE D'ARBRE . 32Kg.
 (ferro . iron . fer)

