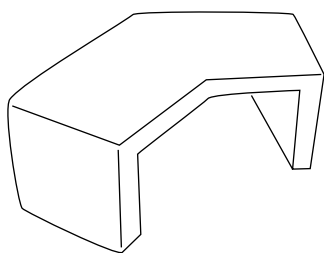




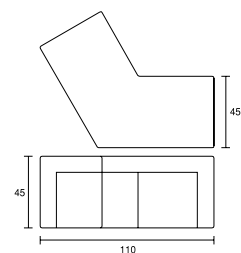
MOLD



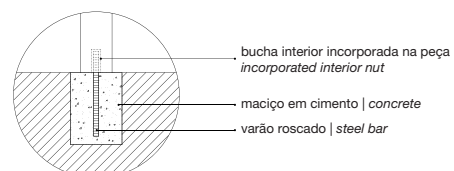
MOLD



ref. **560**
BANCO . *BENCH* . 180Kg.
(betão
concrete)

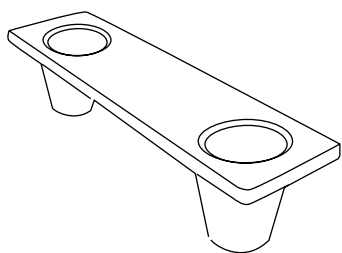


FIXAÇÃO TIPO 2 . *FIXING TYPE 2*

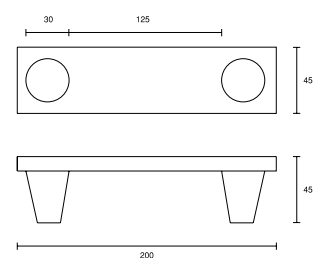




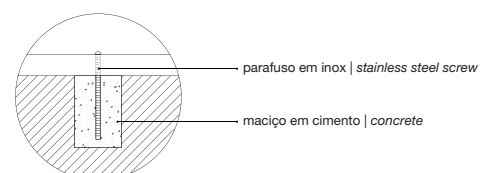
MOLD



ref. **561**
BANCO FLOREIRA . *PLANTER BENCH* . 380Kg.
(betão
concrete)

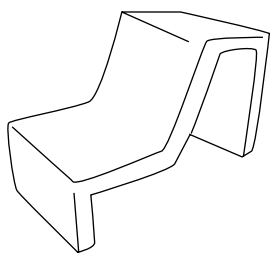


FIXAÇÃO TIPO 3 . *FIXING TYPE 3*

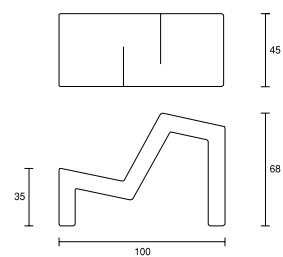




MOLD



ref. **562**
SOFA . SOFA . 160Kg.
(betão
concrete)



FIXAÇÃO TIPO 2 . FIXING TYPE 2

