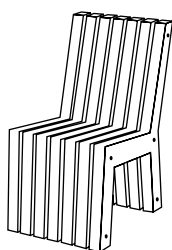




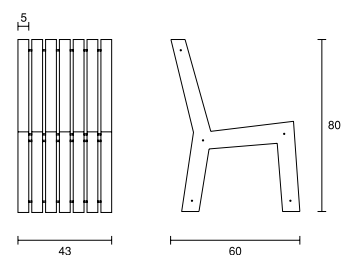
MASTERLAYER



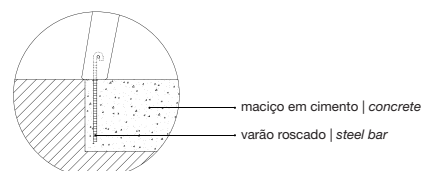
MASTERLAYER




ref. **501**
CADEIRA . CHAIR . 40Kg.
(betão reforçado com fibra
glass fibre reinforced concrete)

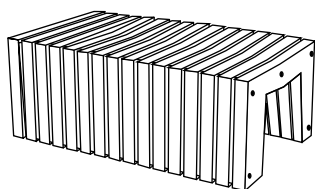


FIXAÇÃO TIPO 1 . FIXING TYPE 1

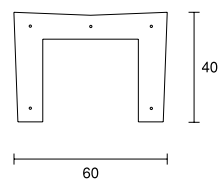
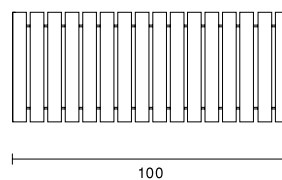




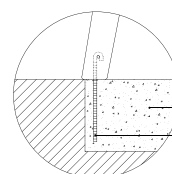
MASTERLAYER



ref. **502**
BANCO . *BENCH* . 120Kg.
(betão reforçado com fibra
glass fibre reinforced concrete)



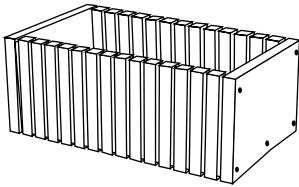
FIXAÇÃO TIPO 1 . *FIXING TYPE 1*



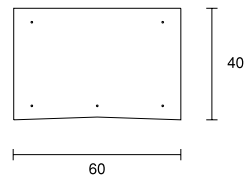
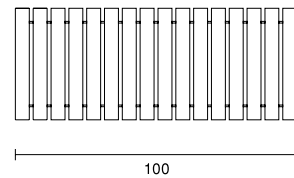
maciço em cimento | *concrete*
varão roscado | *steel bar*



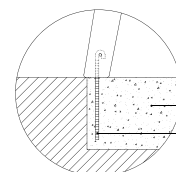
MASTERLAYER



ref. **503**
FLOREIRA . *PLANTER* . 120Kg.
(betão reforçado com fibra
glass fibre reinforced concrete)



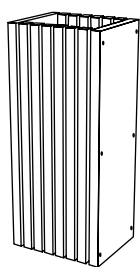
FIXAÇÃO TIPO 1 . *FIXING TYPE 1*



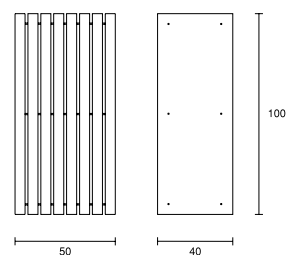
maciço em cimento | *concrete*
varão rosado | *steel bar*



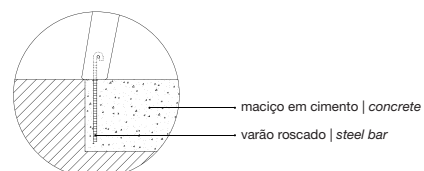
MASTERLAYER



ref. **504**
PAPELEIRA . *LITTER BIN* . 120Kg.
(betão reforçado com fibra
glass fibre reinforced concrete)



FIXAÇÃO TIPO 1 . *FIXING TYPE 1*

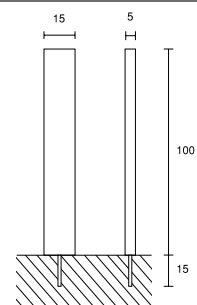




MASTERLAYER



ref. **505**
 DISSUASOR . *BOLLARD* . 10Kg.
 (betão reforçado com fibra
glass fibre reinforced concrete)



FIXAÇÃO TIPO 4 . *FIXING TYPE 4*

