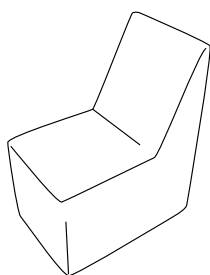
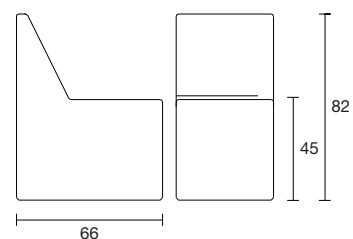


FORM

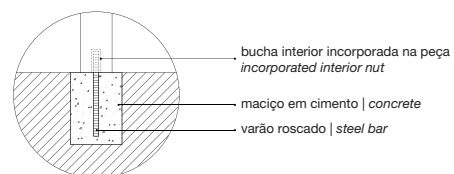
FORM



ref. **540**
BANCO COM COSTAS ALTAS
BENCH WITH TALL BACKREST . 240Kg.
(betão
concrete)

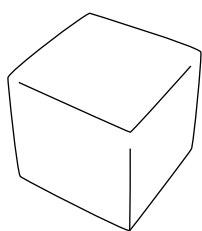


FIXAÇÃO TIPO 2 . FIXING TYPE 2

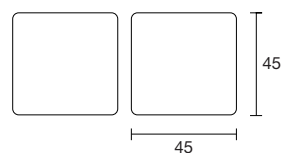




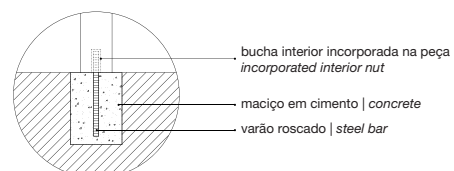
FORM



ref. **541**
CUBO . *CUBE* . 120Kg.
(betão
concrete)

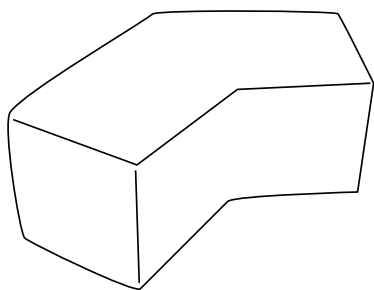


FIXAÇÃO TIPO 2 . *FIXING TYPE 2*

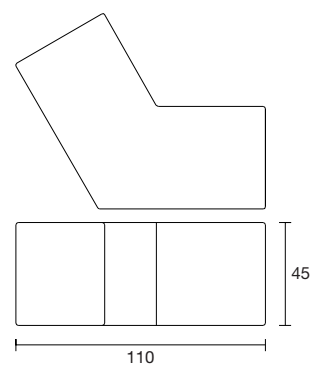




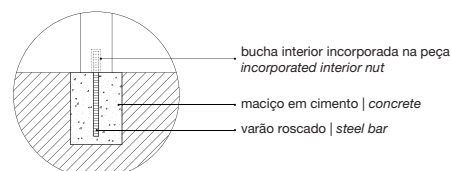
FORM




ref. **542**
BANCO . *BENCH* . 380Kg.
(betão
concrete)

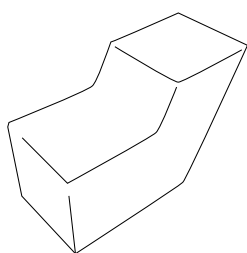


FIXAÇÃO TIPO 2 . *FIXING TYPE 2*

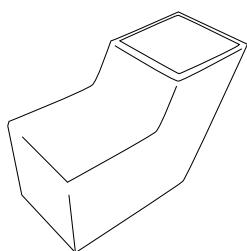
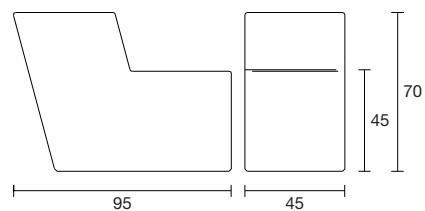




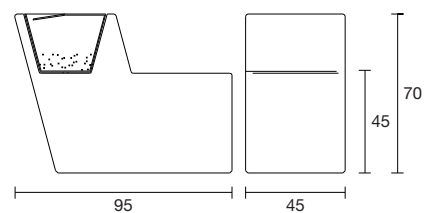
FORM



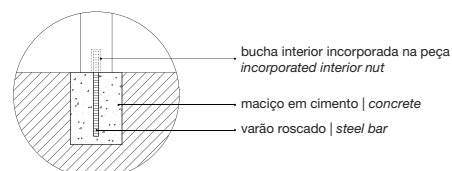
ref. 543
BANCO COM COSTAS . *BENCH WITH BACKREST* . 320Kg.
(betão
concrete)



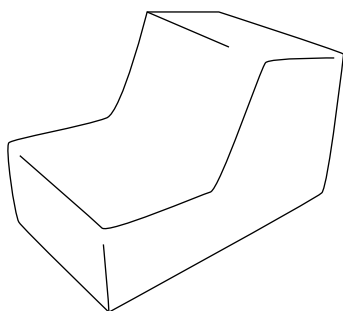
ref. 543.FL
BANCO COM COSTAS E FLOREIRA
BENCH WITH BACKREST AND PLANTER . 270Kg.
(betão
concrete)



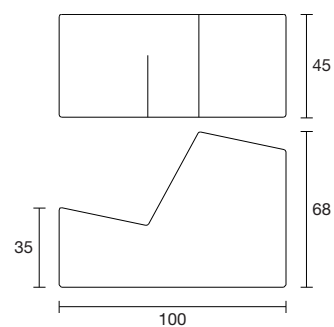
FIXAÇÃO TIPO 2 . *FIXING TYPE 2*



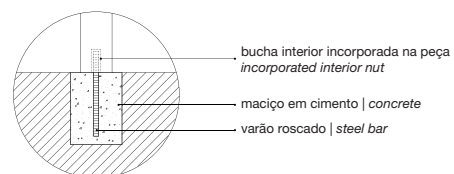
FORM



ref. **544**
SOFÁ INDIVIDUAL . *INDIVIDUAL SOFA* . 320Kg.
(betão
concrete)




FIXAÇÃO TIPO 2 . *FIXING TYPE 2*

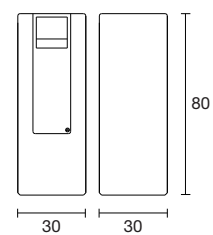




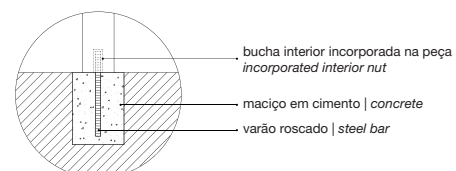
FORM



ref. **545**
CINZEIRO . *ASHTRAY* . 120Kg.
(betão
concrete)

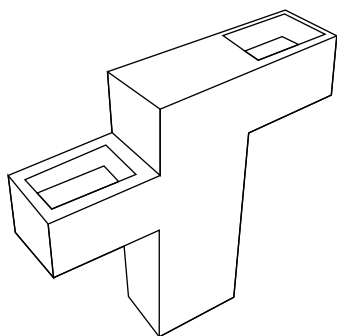


FIXAÇÃO TIPO 2 . *FIXING TYPE 2*

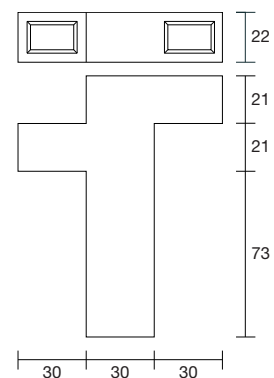




FORM



ref. **546**
BEBEDOURO . *DRINKING FOUNTAIN* . 300Kg.
(betão
concrete)



FIXAÇÃO TIPO 4 . *FIXING TYPE 4*

