

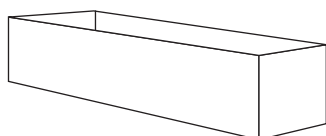


**BASIC**



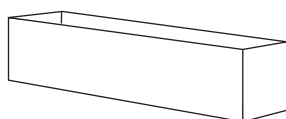

## BASIC COLLECTION

## BIGBOX




ref. **201 - BIG BOX**  
FLOREIRA . PLANTER . 130Kg.  
(betão reforçado com fibra  
*fibre reinforced concrete*)

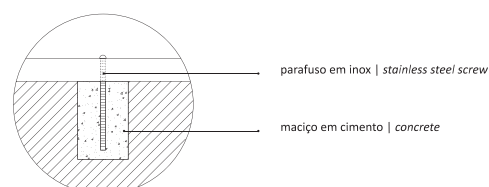
ref. **201 . MC - BIG BOX**  
FLOREIRA . PLANTER . 410Kg.  
(betão  
*concrete*)




ref. **203 - BIG BOX**  
FLOREIRA . PLANTER . 80Kg.  
(betão reforçado com fibra  
*fibre reinforced concrete*)




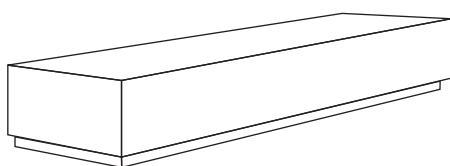
### FIXAÇÃO TIPO 3 . *FIXING TYPE 3*




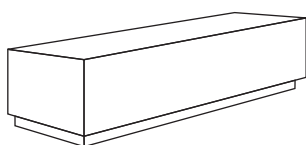


## BASIC COLLECTION

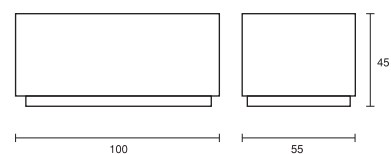
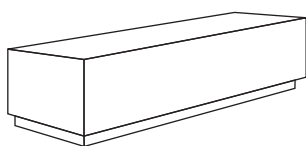
## BOX



**ref. 111 - BOX**  
BANCO . BENCH . 960Kg.  
(betão  
concrete)



**ref. 102 - BOX**  
BANCO . BENCH . 650Kg.  
(betão  
concrete)



**ref. 112 - BOX**  
BANCO . BENCH . 290Kg.  
(betão  
concrete)

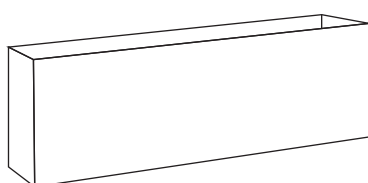
### FIXAÇÃO TIPO 6 . FIXING TYPE 6

assenta pelo seu próprio peso  
fixed by its own weight

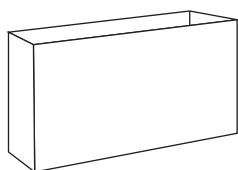
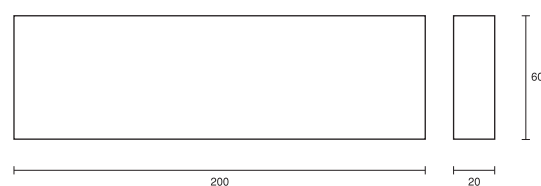


## BASIC COLLECTION

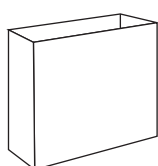
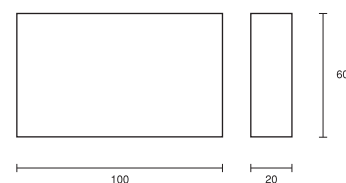
## IOTA



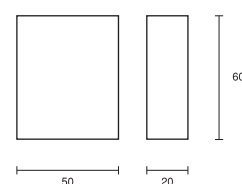
ref. **213 - IOTA**  
FLOREIRA . PLANTER . 110Kg.  
(betão reforçado com fibra  
*fibre reinforced concrete*)



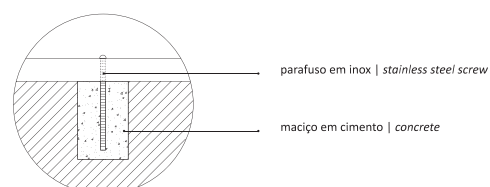
ref. **214 - IOTA**  
FLOREIRA . PLANTER . 65Kg.  
(betão reforçado com fibra  
*fibre reinforced concrete*)



ref. **218 - IOTA**  
FLOREIRA . PLANTER . 31Kg.  
(betão reforçado com fibra  
*fibre reinforced concrete*)



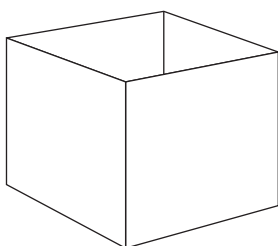
### FIXAÇÃO TIPO 3 . FIXING TYPE 3



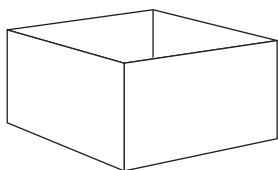
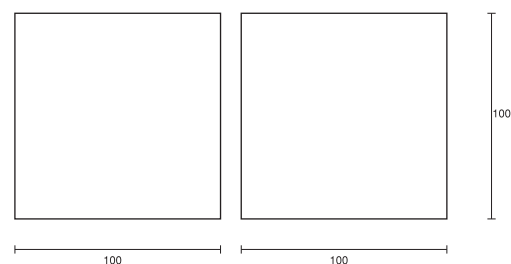


## BASIC COLLECTION

## CUBIK

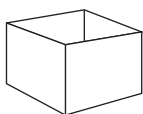
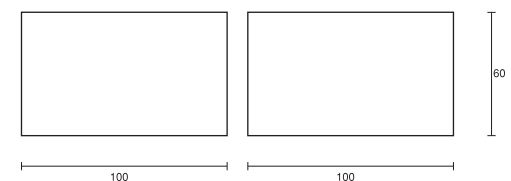


ref. **221 . MC - CUBIK**  
FLOREIRA . PLANTER . 750Kg.  
(betão  
*concrete*)



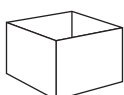
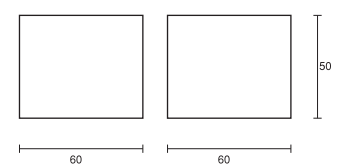
ref. **209 - CUBIK**  
FLOREIRA . PLANTER . 140Kg.  
(betão reforçado com fibra  
*fibre reinforced concrete*)

ref. **209 . MC - CUBIK**  
FLOREIRA . PLANTER . 425Kg.  
(betão  
*concrete*)

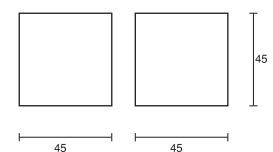


ref. **211 - CUBIK**  
FLOREIRA . PLANTER . 50Kg.  
(betão reforçado com fibra  
*fibre reinforced concrete*)

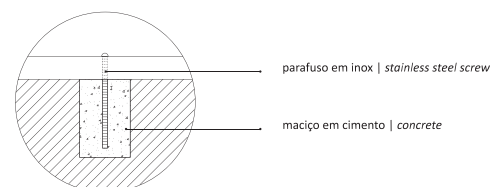
ref. **211 . MC - CUBIK**  
FLOREIRA . PLANTER . 195Kg.  
(betão  
*concrete*)



ref. **212 - CUBIK**  
FLOREIRA . PLANTER . 42Kg.  
(betão reforçado com fibra  
*fibre reinforced concrete*)



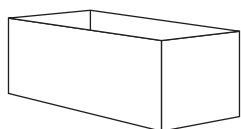
### FIXAÇÃO TIPO 3 . *FIXING TYPE 3*





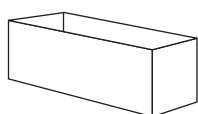
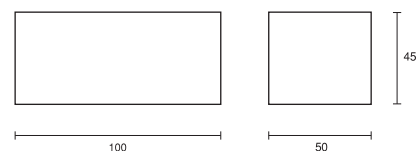
## BASIC COLLECTION

## BOX

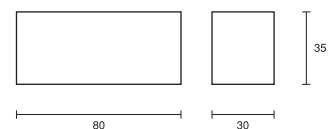


**ref. 205 - BOX**  
FLOREIRA . PLANTER . 70Kg.  
(betão reforçado com fibra  
*fibre reinforced concrete*)

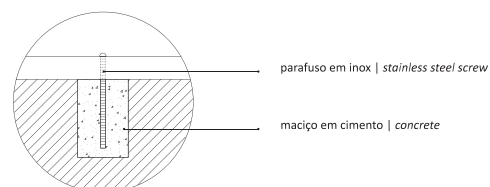
**ref. 205 . MC - BOX**  
FLOREIRA . PLANTER . 210Kg.  
(betão  
*concrete*)



**ref. 207 - BOX**  
FLOREIRA . PLANTER . 35Kg.  
(betão reforçado com fibra  
*fibre reinforced concrete*)



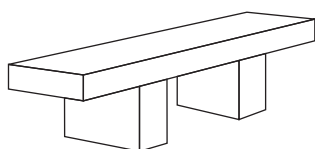
### FIXAÇÃO TIPO 3 . FIXING TYPE 3



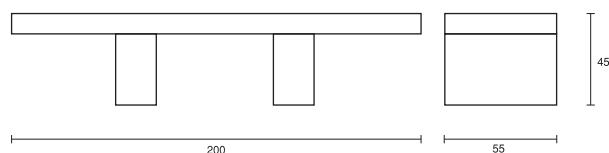


BASIC COLLECTION

TT



ref. **101 - TT**  
BANCO . *BENCH* . 420Kg.  
(betão  
*concrete*)



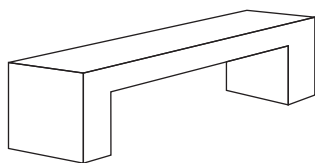
FIXAÇÃO TIPO 6 . *FIXING TYPE 6*

assenta pelo seu próprio peso  
*fixed by its own weight*

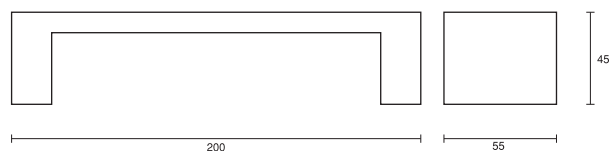


BASIC COLLECTION

OMEGA




ref. **100 - OMEGA**  
BANCO . *BENCH* . 420Kg.  
(betão  
*concrete*)



FIXAÇÃO TIPO 6 . *FIXING TYPE 6*

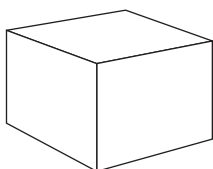
assenta pelo seu próprio peso  
*fixed by its own weight*



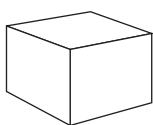
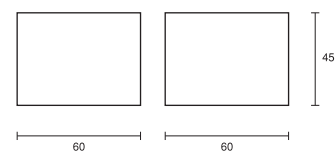


## BASIC COLLECTION

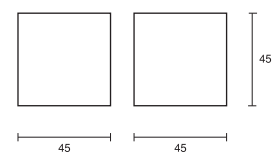
## CUBO



ref. **109 - CUBO**  
BANCO INDIVIDUAL . INDIVIDUAL *BENCH* . 190Kg.  
(betão  
*concrete*)



ref. **110 - CUBO**  
BANCO INDIVIDUAL . INDIVIDUAL *BENCH* . 105Kg.  
(betão  
*concrete*)



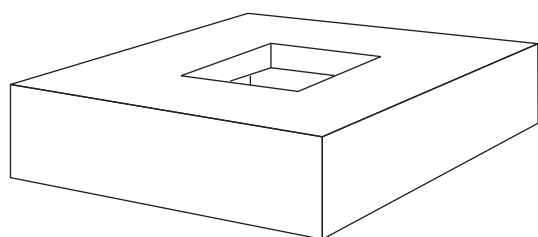
FIXAÇÃO TIPO 6 . *FIXING TYPE 6*

assenta pelo seu próprio peso  
*fixed by its own weight*

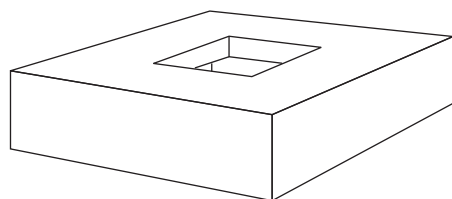
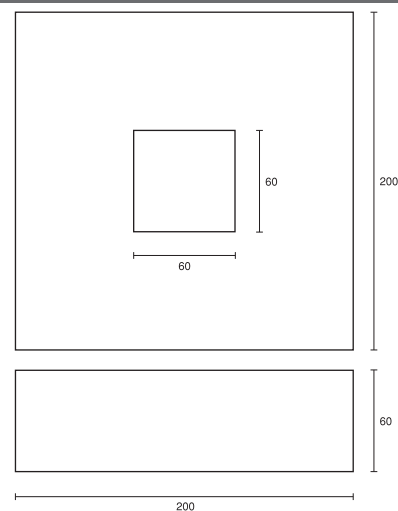


## BASIC COLLECTION

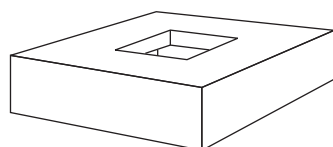
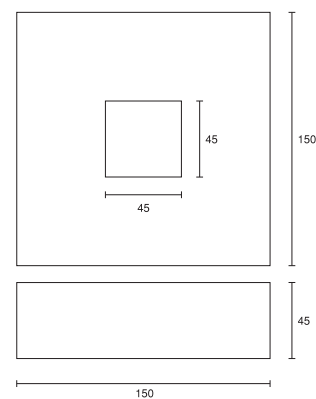
## SQUARE



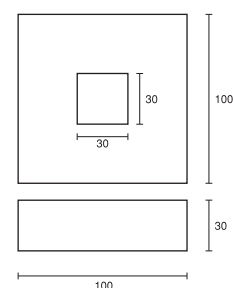
ref. **217 - SQUARE**  
FLOREIRA . *PLANTER* . 220Kg.  
(betão reforçado com fibra  
*fibre reinforced concrete*)



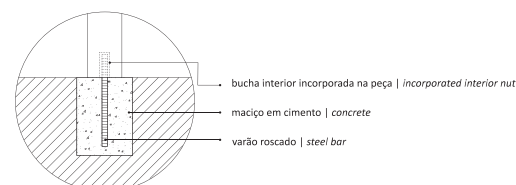
ref. **216 - SQUARE**  
FLOREIRA . *PLANTER* . 120Kg.  
(betão reforçado com fibra  
*fibre reinforced concrete*)



ref. **215 - SQUARE**  
FLOREIRA . *PLANTER* . 55Kg.  
(betão reforçado com fibra  
*fibre reinforced concrete*)



FIXAÇÃO TIPO 2 . *FIXING TYPE 2*



## BASIC COLLECTION

## DISSUASOR



### ref. **352.QDF - QUADRADO**

DISSUASOR . BOLLARD . 5Kg.

(ferro  
iron)

### ref. **352.QDNX316 - QUADRADO**

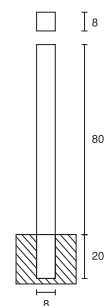
DISSUASOR . BOLLARD . 5Kg.

(inox 316  
stainless steel 316)

### ref. **352.QDNX304 - QUADRADO**

DISSUASOR . BOLLARD . 5Kg.

(inox 304  
stainless steel 304)



### ref. **351.RDF - REDONDO**

DISSUASOR . BOLLARD . 5Kg.

(ferro  
iron)

### ref. **351.RDNX316 - REDONDO**

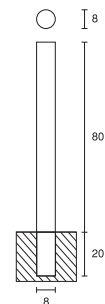
DISSUASOR . BOLLARD . 5Kg.

(inox 316  
stainless steel 316)

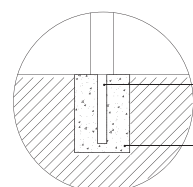
### ref. **351.RDNX304 - REDONDO**

DISSUASOR . BOLLARD . 5Kg.

(inox 304  
stainless steel 304)



## FIXAÇÃO TIPO 4 . FIXING TYPE 4



a peça é embutida no solo | ground incorporated

maciço em cimento | concrete